

Measles, Rubella and Congenital Rubella Syndrome (CRS) Country Profile

Canada

Pan American Health Organization

Introduction

The measles and rubella country profile aims to facilitate the analysis of data compiled in the last five years. This profile was only developed for those countries who officially reported vaccination coverage and case by case surveillance and laboratory data to the Pan American Health Organization (PAHO). There may be minor differences in the country profile if the country has updated data that was not reported to PAHO. The country profile will be automatically updated twice per year: at the end of April (surveillance data) and at the end of September (vaccination coverage data).

General Information

Table 1: Demographic data, 2022.

Demographic group	Population
1 year of age	376,612
Total population	38,454,353

Table 2: Last endemic cases by year and disease.

Measles	Rubella	CRS
1986	NA	2005

Table 3: Vaccination schedule.

Vaccine	1st Dose	2nd Dose	MMR2 Year Introduced
MMR	12 mo	NA	1996-97

Epidemiology and Quality of Surveillance

Figure 1: Distribution of suspected MR cases and notification rate at the national level, 2018-2022.

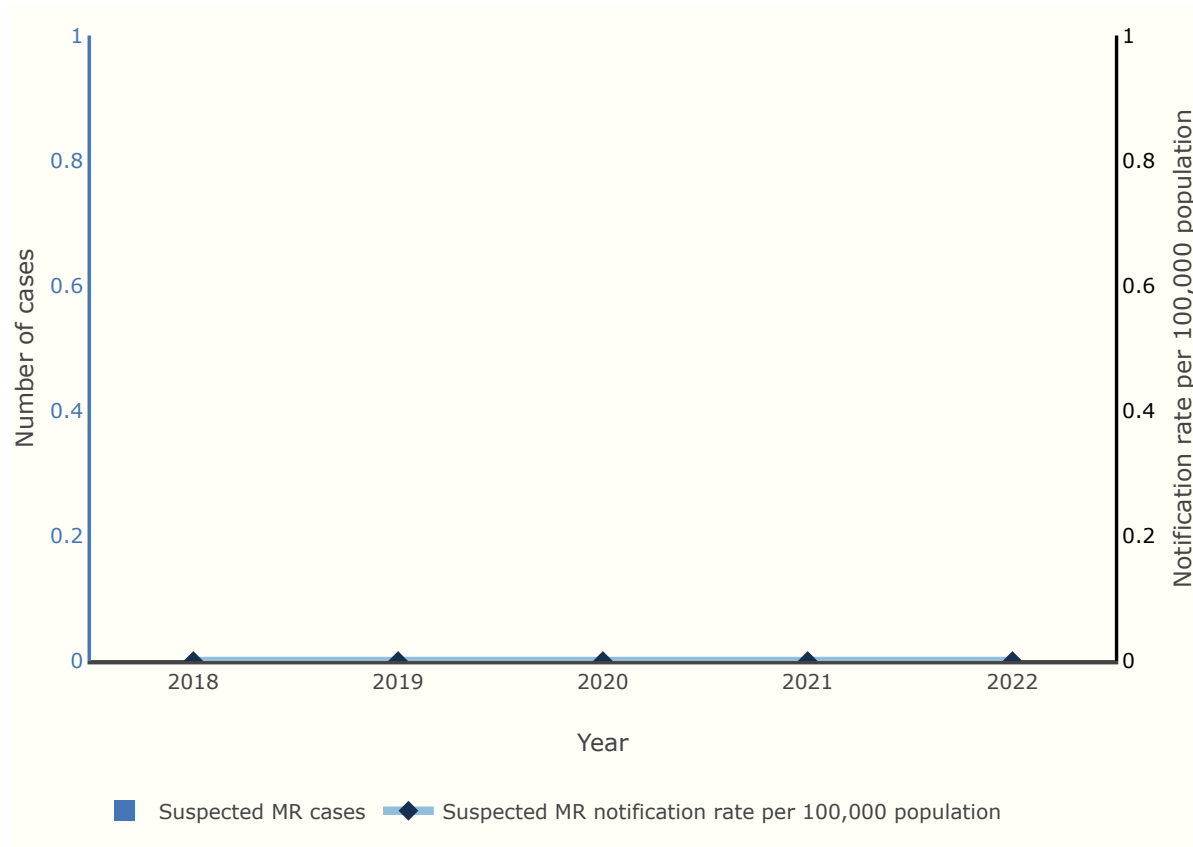


Table 4: Distribution of suspected MR cases and notification rate at the national level, 2018-2022.

	2018	2019	2020	2021	2022
Suspected MR cases	0	0	0	0	0
Suspected MR notification rate per 100,000 population	0	0	0	0	0

Figure 2: Distribution of suspected CRS cases and notification rate at the national level, 2018-2022.

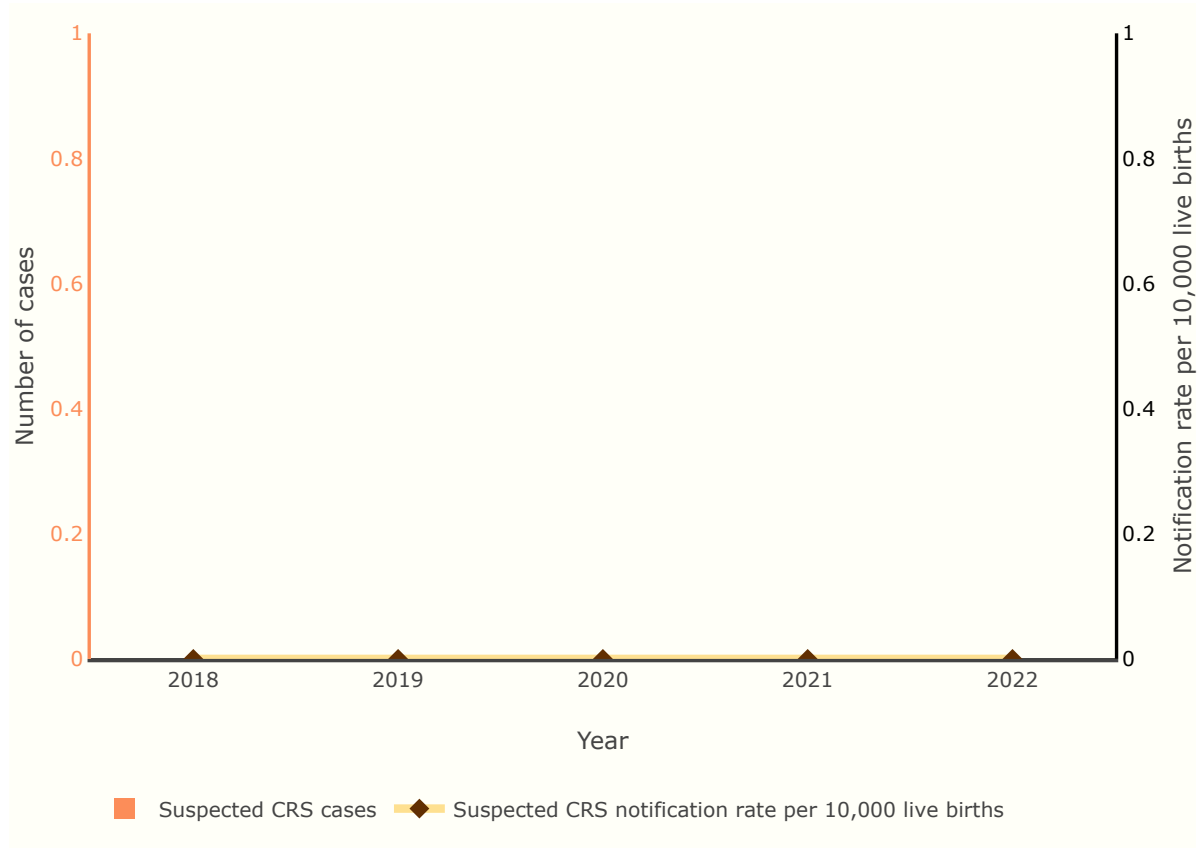


Table 5: Distribution of suspected CRS cases and notification rate at the national level, 2018-2022.

	2018	2019	2020	2021	2022
Suspected CRS cases	0	0	0	0	0
Suspected CRS notification rate per 10,000 live births	0	0	0	0	0

Figure 3: Reported cases of measles and rubella by epidemiological week and final classification: confirmed, discarded and under investigation, 2018-2022.

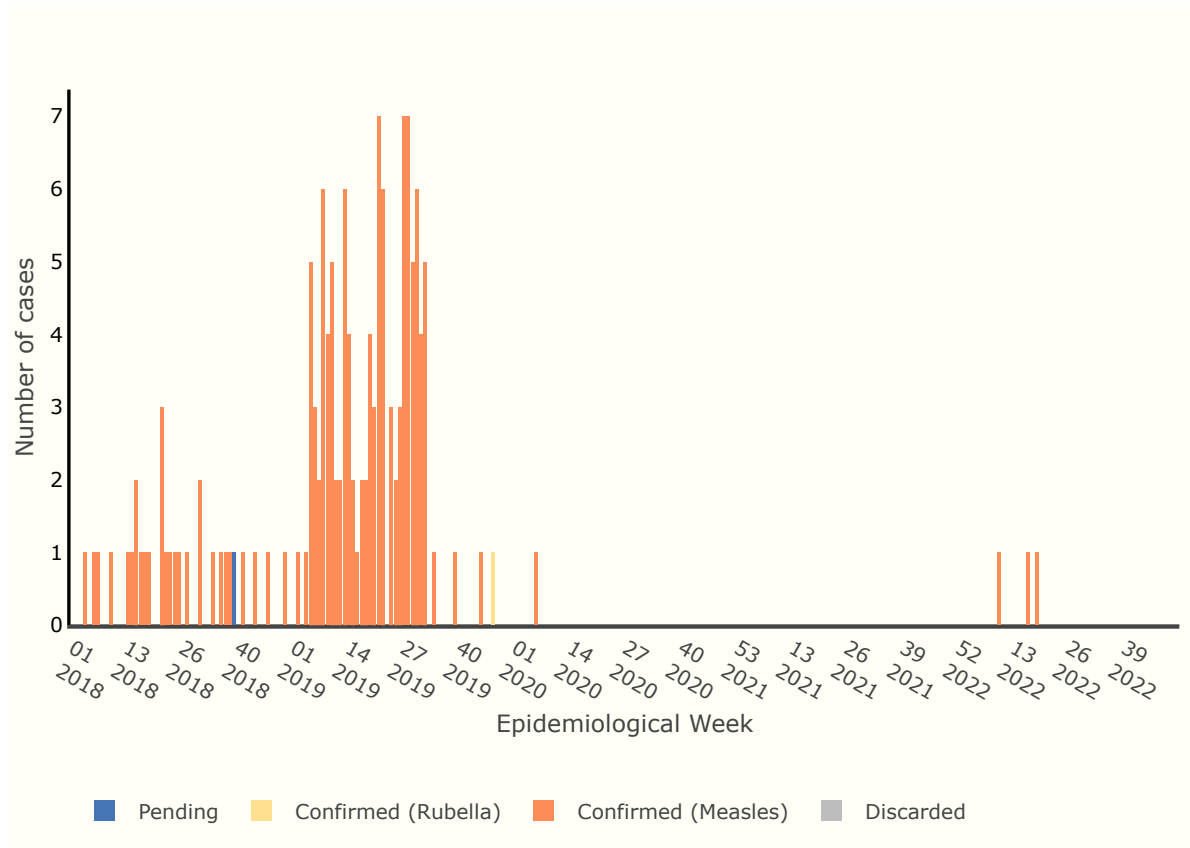


Figure 4: Number of measles and rubella cases by epidemiological year pending final classification, 2018-2022.

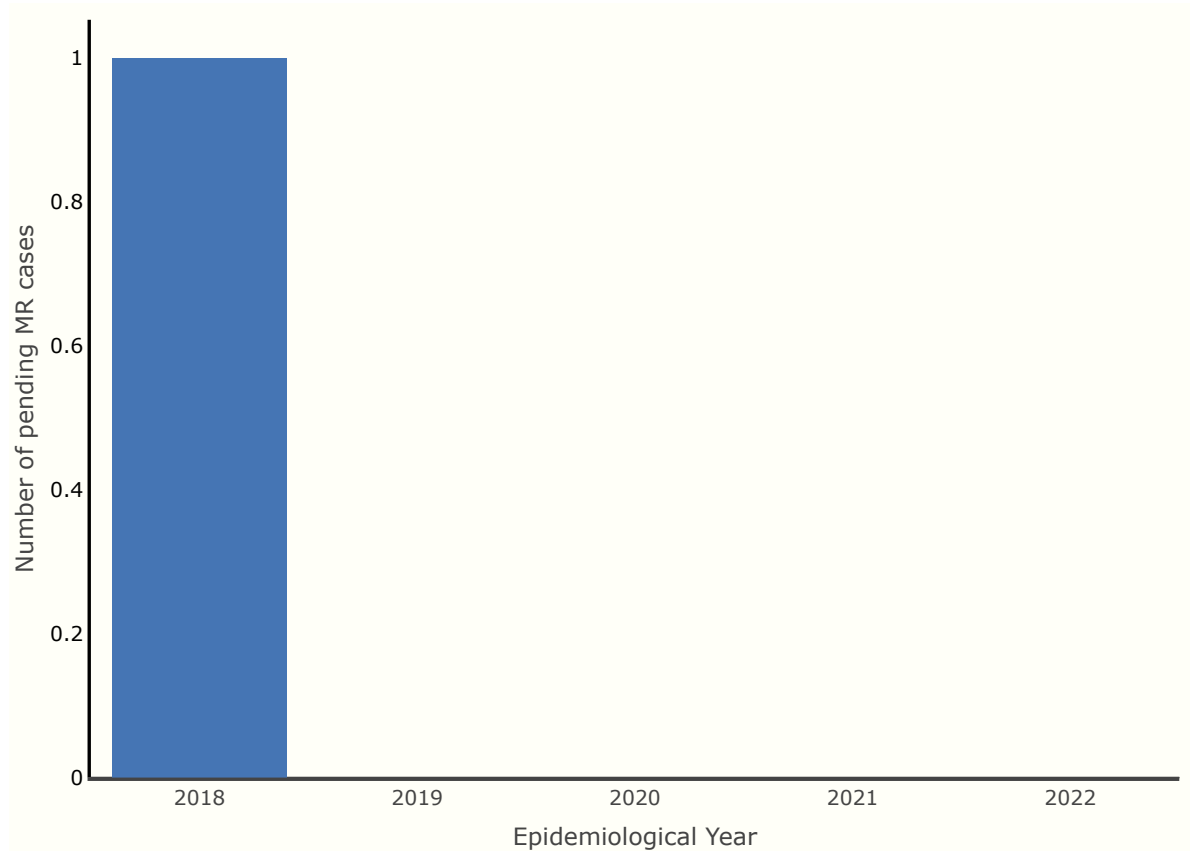


Table 6: Reported cases of measles and rubella by epidemiological year and final classification, 2018-2022.

Classification	2018	2019	2020	2021	2022
Confirmed (Measles)	29	113	1	0	3
Confirmed (Rubella)	0	1	0	0	0
Pending	1	0	0	0	0
Discarded	0	0	0	0	0
Total	30	114	1	0	3

Figure 5: Distribution of reported measles and rubella cases and incidence rate by age group, 2018-2022.

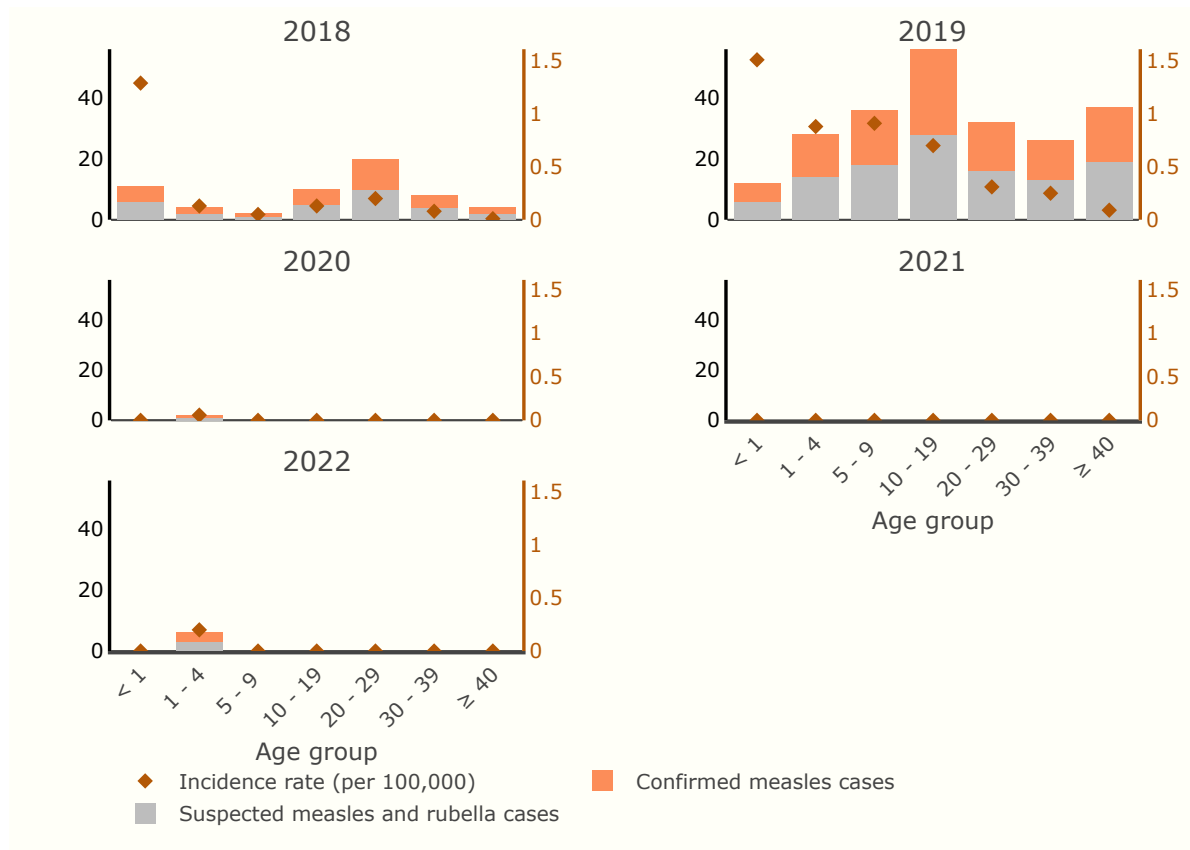


Figure 6: Performance indicators of measles and rubella surveillance by year, 2016-2020.

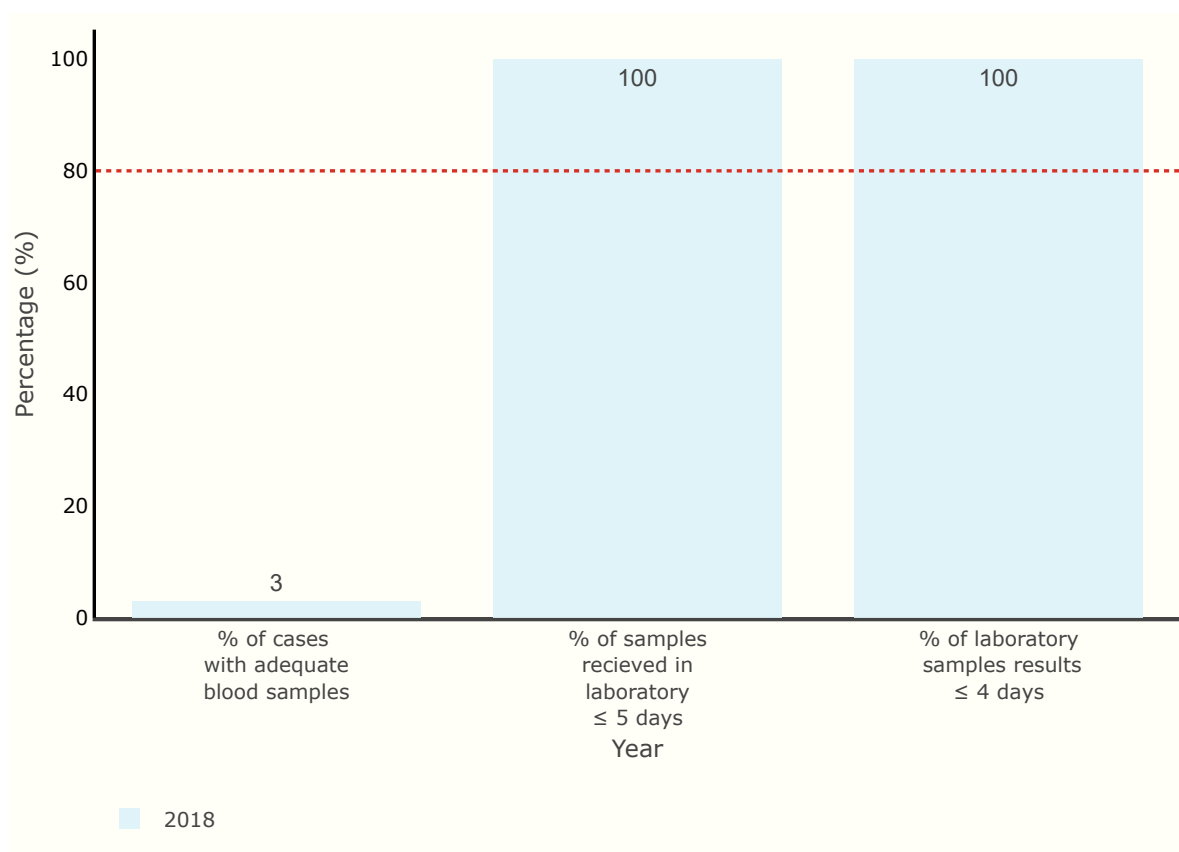


Table 7: Municipalities reporting measles and rubella suspected cases by year, 2018-2022.

	2018	2019	2020	2021	2022
Suspected CRS cases	0	0	0	0	0
Suspected CRS notification rate per 10,000 live births	0	0	0	0	0

Laboratory Surveillance

No data to show.

Analysis of Vaccination Coverage and Population Cohorts

Figure 7: Coverage of the first dose of measles-mumps-rubella (MMR1) vaccine, number of doses administered, and number of children 1 year of age, 2018-2022.

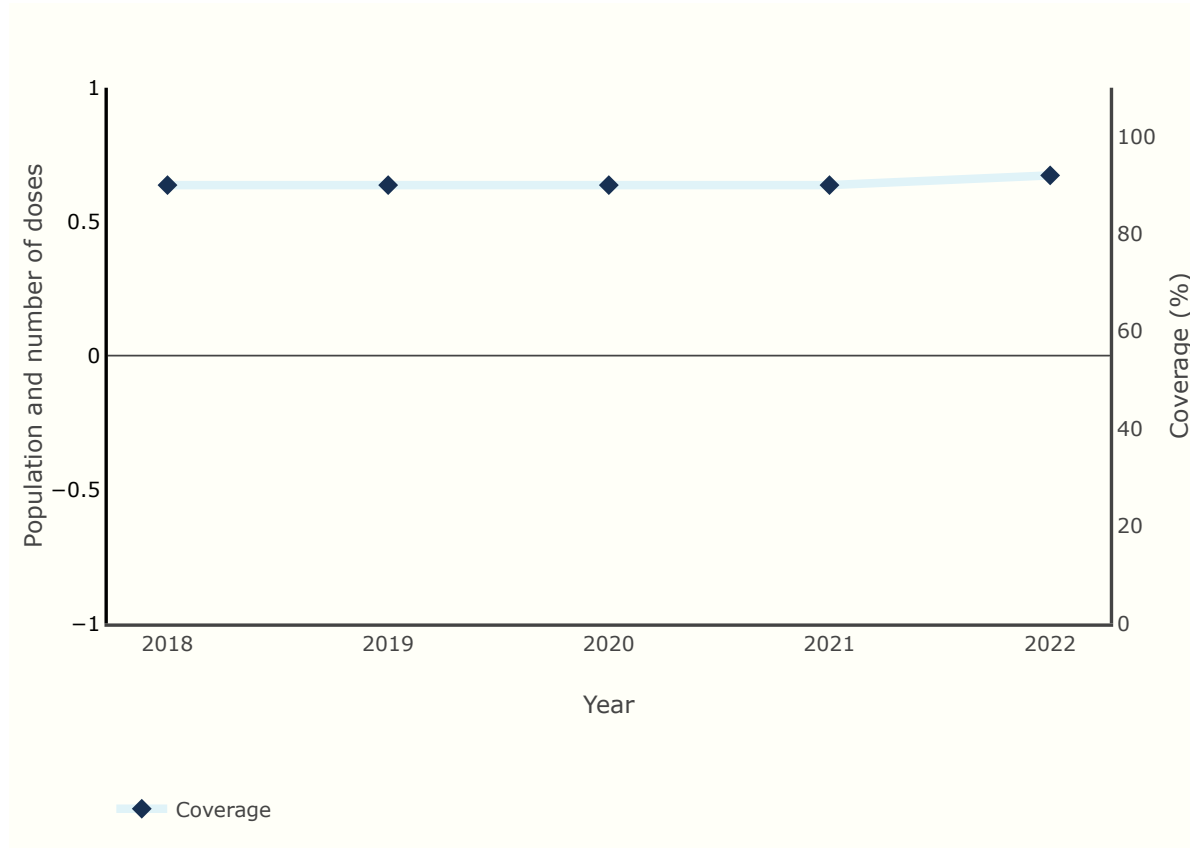


Figure 8: Coverage of the second dose of measles-mumps-rubella (MMR2) vaccine, number of doses administered, and number of children 1 year(s) of age, 2018-2022.

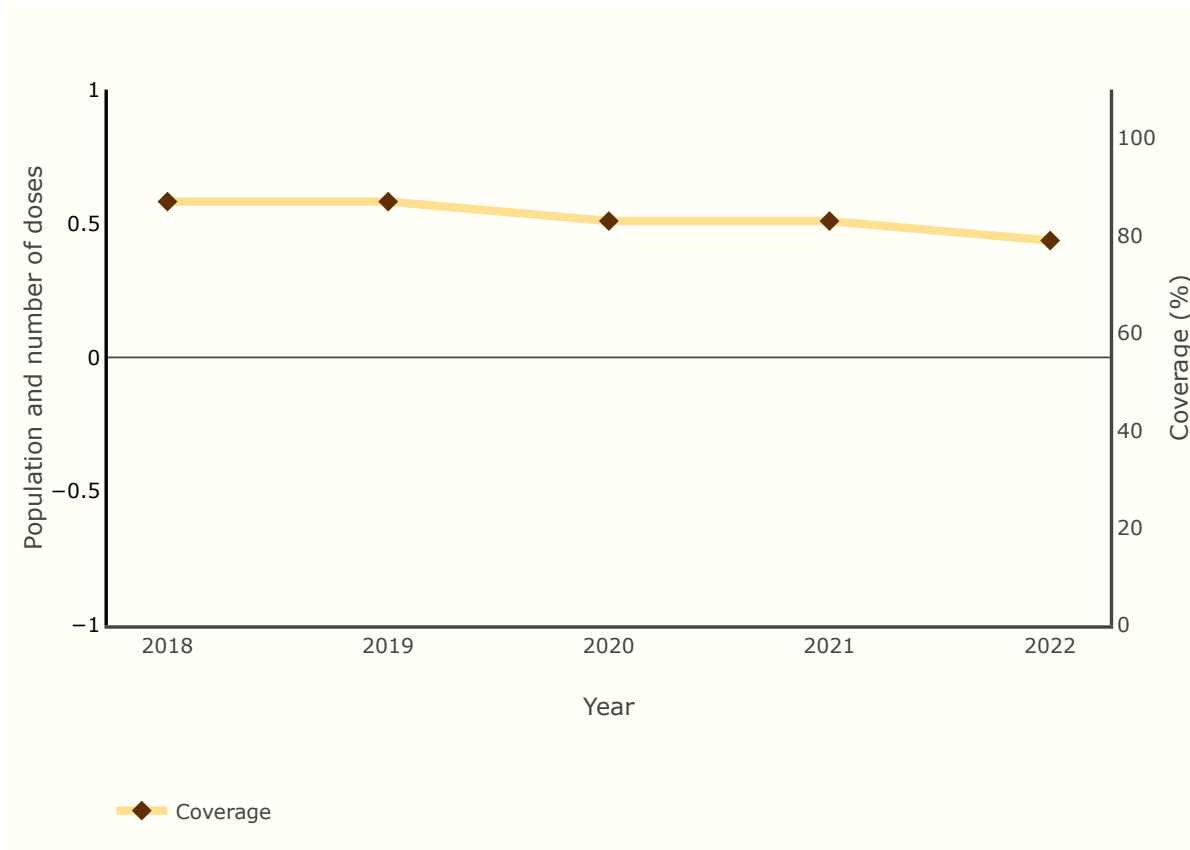


Table 8: Vaccination coverage with first and second dose of measles-mumps-rubella (MMR1 and MMR2) vaccines by target population and administered doses, 2018-2022.

Year	MMR1			MMR2		
	Administered doses	Target population	Coverage	Administered doses	Target population	Coverage
2018	NA	NA	90	NA	NA	87
2019	NA	NA	90	NA	NA	87
2020	NA	NA	90	NA	NA	83
2021	NA	NA	90	NA	NA	83
2022	NA	NA	92	NA	NA	79

References

Section	Sources
General Information	[1] United Nations, Department of Economic and Social Affairs, Population Division (2022). World Population Prospects 2022, Online Edition. [2] Country reports through the electronic PAHO-WHO/UNICEF Joint Reporting Form (eJRF).
Epidemiology and Quality of Surveillance	[3] Integrated Surveillance Information System (ISIS) and country reports to CIM/PAHO. [2] Country reports through the electronic PAHO-WHO/UNICEF Joint Reporting Form (eJRF).
Laboratory Surveillance	[3] Integrated Surveillance Information System (ISIS) and country reports to CIM/PAHO.
Analysis of Vaccination Coverage and Population Cohorts	[2] Country reports through the electronic PAHO-WHO/UNICEF Joint Reporting Form (eJRF).
